

ZAXIS-5 series Short-tail-swing version

HITACHI

Reliable solutions

ZAXIS26U



HYDRAULIC EXCAVATOR

Model Code : ZX26U-5

Engine Rated Power : 14.5 kW (19.4 HP)

Operating Weight : 2 570 - 2 720 kg

Backhoe Bucket ISO Heaped : 0.08 m³



WALK AROUND

CONTENTS

4-5 Performance

Hitachi mini excavators are renowned for durability, and deliver high levels of productivity with reduced running costs

6-7 Comfort

The cab of the new Hitachi mini excavators is spacious and comfortable, with more leg room, enhanced visibility and user-friendly features

8-9 Maintenance

Quick and easy cleaning and maintenance can be carried out on the new ZAXIS 26U thanks to convenient and accessible features

10-15 Specifications

Easy to transport

The ZAXIS 26U can be towed from one job site to another on a 3.5-tonne trailer with two buckets and a quick hitch (with a category B+E driving licence).

Improved durability

A reinforced boom end bracket, relocated boom hoses, and guards for the bucket cylinder hose and boom cylinder have enhanced the durability of the ZAXIS 26U.



ZAXIS 26U

We want to help our customers to make their visions a reality. The new Hitachi ZAXIS 26U has been designed to achieve that aim. Built around the key concepts of high performance, exceptional comfort, easy maintenance and operation, the new mini excavator also lives up to Hitachi's reputation for reliable and durable construction equipment. We hope owners will appreciate its efficiency and productivity, and operators will enjoy the comfortable and user-friendly cab. Thanks to easy maintenance features and the Hitachi Support Chain after-sales programme, we believe the ZAXIS 26U will deliver excellent availability and enable you to achieve your goals – on time, on budget and to a high standard.

High-quality cab space

The wide operator seat, enhanced armrest and easy access to the cab of the new ZAXIS provide a more comfortable working environment for the operator.



Short-tail swing radius

The short-tail swing radius makes the ZAXIS mini excavator ideal for working in confined spaces, particularly in urban areas on road construction and utilities projects.

Quick and easy service access

Redesigned engine, radiator and fuel tank covers allow easy access on the ZAXIS mini excavator.



PERFORMANCE

The ZAXIS mini excavator range has been designed to deliver high levels of productivity and fuel-efficiency on a variety of projects, such as utilities, foundation work, landscaping, and indoor demolition or construction projects. With the smallest front swing radius in its class, the ZAXIS 26U is easy to manoeuvre in confined spaces. It is also extremely durable and guaranteed to provide an outstanding performance on any job site.



Higher productivity with a lower cost of ownership



Superior efficiency

Today's construction market requires machines that are capable of delivering high levels of productivity with excellent fuel efficiency. The ZAXIS mini excavator range has been developed not only to meet these demands, but also offer greater versatility and user-friendly operation.

The ZAXIS 26U has a quicker cycle time and offers better fuel consumption than previous Hitachi mini excavators of this size*. With greater hydraulic efficiency, it is capable of higher levels of productivity, using the same amount of fuel.

The extra piping highlights the machine's versatility, allowing for the quick replacement of attachments. The new ZAXIS 26U can be easily transported from one job site to another, as it is small enough to fit on a 3.5-tonne trailer with two additional buckets. It is also easy to operate thanks to user-friendly controls in the cab. Hydraulic pilot levers are used to operate the front, boom swing, travel and blade.

Exceptional durability

Hitachi engineers have given the new range of mini excavators several new and improved features to enhance their reliability and durability. This means that you can rely on the ZAXIS 26U to get the job done, on time and within budget, on a variety of construction sites. It has been designed to deliver high levels of availability and productivity, and a lower cost of ownership.

The front of the machine is fitted with a boom cylinder guard and has a new V-shaped boom cylinder cover with two bolts for added durability. The bucket cylinder hose is now stored in the arm and covered by a protective guard to prevent damage. High-performance HN bushings – exclusive to Hitachi – are used at several points on the front of the machine and have a high capacity for grease retention.

Double clamps on the piping increase the reliability of the connection and help to minimise oil leaks. The new ZAXIS mini excavator also benefits from highly durable rubber shoes, which resist damage caused by sharp stones.

* Based on the measurement with the Hitachi test rule

Key features

- Auto shift travelling system
- Easy transport
- Efficient hydraulic system

- Hose protection
- Boom cylinder guard
- Accumulator (optional)



COMFORT

The ZAXIS 26U sets a new standard on the job site in terms of operator comfort. Enhanced visibility, user-friendly features and a greater sense of space than previous models contribute to a pleasant working environment. The cab of the new ZAXIS mini excavator is the result of extensive research into the requirements of operators around the world. Hitachi design engineers used this invaluable feedback to enhance the interior of the ZAXIS mini excavator range and exceed your expectations.



The cab of the ZAXIS 26U has been designed with an emphasis on comfort



From the comfort of the cab

If you choose to spend most of your day in the cab of a Hitachi ZAXIS mini excavator, you can expect to feel comfortable and at ease while you work. The ZAXIS 26U has been designed with the operator in mind and several features in the cab will ensure that you feel less tired at the end of the day.

The wide adjustable sliding suspension seat is surrounded by user-friendly controls within easy reach. There is more legroom thanks to the folding foot pedals, and a folding arm rest also allows the operator to find the most comfortable seated position.

Access to and from the cab is also easier thanks to the introduction of an entrance step. This has been positioned 55 mm lower than on conventional machines, so less effort is required to climb into the excavator.

Enhanced visibility

An enlarged front window and door also contribute to the greater sense of space compared to the previous models, while also providing greater visibility. This is particularly important on busy construction and demolition sites, and when working in compact spaces, to avoid unnecessary damage to the machine, or health and safety issues for the operator.

At your fingertips

The power lies firmly in the hands of the operator in the new ZAXIS mini excavator, as Hitachi has incorporated a number of user-friendly features, including a simple switch layout.

The LCD monitor provides all vital technical data at a glance, including the machine's status and settings, and is positioned within easy reach of your right hand.

Enjoy your day

The emphasis of many of the new developments in the ZAXIS 26U was on creating a pleasant working environment, because a happy operator is also more productive. An example of this is the reduced noise levels in the cab, which are lower than previous ZAXIS models and competitors' machines.

Key features

■ Enhanced visibility

■ Easy entrance

■ Easily accessible information

■ Expansive leg room

■ Wide and comfortable seat


■ Folding foot pedals and adjustable armrest

■ Auxiliary function lever (optional)



MAINTENANCE

Convenient maintenance features are an integral part of the user-friendly design of the new ZAXIS mini excavators. They are intended to make cleaning and service tasks quick and easy, so that you can continue with the job at hand. Regular maintenance and servicing ensures high levels of availability and an optimum performance, wherever your machine is required to work. It also contributes to a low cost of ownership and greater profitability for your business.



Conveniently arranged parts make cleaning and maintenance easier



Easy access

The ZAXIS 26U has several convenient features that make routine maintenance and servicing quick and easy, so that you can enjoy long service intervals and trouble-free days on the job site.

Its daily inspection points have been grouped together to allow for quick access, so that you can continue with your work as soon as possible. The cooling pack has also been arranged in parallel to achieve greater efficiency. The battery has been repositioned to the same side as the radiator for easy maintenance.

The covers of the ZAXIS 26U excavator, including those for the radiator, engine and fuel tank, have all been designed for easier access. The radiator cover opens wide with a single touch, while the engine cover slides open vertically, which is ideal in tight spaces. It also slides further than the previous model, giving access to a larger area.

The new ZAXIS mini excavator is easier to refuel thanks to a compact and lightweight tank cover, and more space around the fuel tank opening. It also has a 50 mm diameter fuel strainer.

Easy cleaning

Cleaning your machine helps to keep it in excellent working order and minimises downtime as a result. The new ZAXIS mini excavator range incorporates a number of new features that make it easier to clean than previous models.

An example of this is the dozer blade, which has been designed with openings to minimise the build-up of dirt and make it quicker to remove.

Inside the cab, the new two-piece floor mat can be removed and cleaned easily. A dustproof door filter helps to reduce the number of particles entering the cab from the outside environment.

One further change to the ZAXIS 26U is the installation of flat panes of glass in the cab window. These are easier and less expensive to obtain than curved glass, so this reduces repair and replacement costs for owners.

Support Chain

To further protect your investment in your new ZAXIS mini excavator, the Hitachi Support Chain after-sales programme gives you the flexibility to create a tailor-made service plan. This can include: Global e-Service, technical support, extended warranty and service contracts, and parts and remanufactured components. Each one of these is a link in the chain of service available from Hitachi via your local dealer. For more details, please contact your local dealer.

Key features

- Easy refuelling
- Improved grease points
- Easy to open covers
- Global e-Service (optional)



SPECIFICATIONS

ENGINE

Model	3TNV76
Type	Water-cooled, 4-cycle, swirl combustion chamber injection type diesel engine
No. of cylinders	3
Rated power	
ISO 9249, net	14.5 kW (19.4 HP) at 2 500 min ⁻¹ (rpm)
EEC 80/1269, net	14.5 kW (19.4 HP) at 2 500 min ⁻¹ (rpm)
SAE J1349, net	14.5 kW (19.4 HP) at 2 500 min ⁻¹ (rpm)
Maximum torque	64.1 Nm (6.5 kgfm) at 1 800 min ⁻¹ (rpm)
Piston displacement	1.115 L
Bore and stroke	76 mm x 82 mm
Batteries	1 x 12 V / 36 Ah

HYDRAULIC SYSTEM

Hydraulic Pumps

Main pumps	2 variable displacement axial piston pumps 1 gear pump
Maximum oil flow	2 x 30.0 L/min 1 x 16.3 L/min
Pilot pump	1 gear pump
Maximum oil flow	6.8 L/min

Hydraulic Motors

Travel	2 variable displacement axial piston motors
Swing	1 gear pump

Relief Valve Settings

Implement circuit	24.5 MPa (250 kgf/cm ²)
Swing circuit	18.6 MPa (190 kgf/cm ²)
Travel circuit	24.5 MPa (250 kgf/cm ²)
Pilot circuit	3.9 MPa (40 kgf/cm ²)

Hydraulic Cylinders

	Quantity	Bore	Rod diameter	Stroke
Boom (Cab)	1	75 mm	45 mm	553 mm
Boom (4-Pillar canopy)	1	75 mm	45 mm	567 mm
Arm	1	65 mm	40 mm	549 mm
Bucket	1	55 mm	35 mm	437 mm
Blade	1	75 mm	45 mm	144 mm
Boom swing	1	75 mm	40 mm	415 mm

UPPERSTRUCTURE

Swing Device

The axial piston motor with planetary reduction gear is bathed in oil and the swing circle is single-row. The swing parking brake is of the spring-set/hydraulic-released disc type.

Swing speed	9.1 min ⁻¹ (rpm)
Swing torque	3.6 kNm (367 kgfm)

Operator's Cab

An independent spacious cab, 1 050 mm wide by 1 610 mm high, conforming to ISO* Standards. Reinforced glass windows on 4 sides for visibility. Front windows (upper and lower) can be opened.

* International Organization for Standardization

UNDERCARRIAGE

Tracks

Tractor-type undercarriage. Welded track frame using selected materials. Side frame welded to track frame.

Numbers of Rollers on Each Side

Upper roller	1
Lower rollers	4

Travel Device

Each track driven by a 2-speed axial piston motor. Parking brake is of the spring-set/hydraulic-released disc type. Automatic transmission system: High-Low.

Travel speeds	High : 0 to 4.5 km/h Low : 0 to 2.9 km/h
---------------------	---

Maximum traction force .. 20.1 kN (2 050 kgf)

Gradeability

47% (25 degree) continuous

SOUND LEVEL

Sound level Canopy according to ISO 6396	Lpa 77 dB(A)
Sound level Cab according to ISO 6396	Lpa 78 dB(A)
External sound level according to ISO 6395 and EU Directive 2000/14/EC	Lwa 93 dB(A)

SERVICE REFILL CAPACITIES

Fuel tank	33.4 L
Engine coolant	3.1 L
Engine oil	3.7 L
Travel device (each side)	0.6 L
Hydraulic system	39.0 L
Hydraulic oil tank	24.1 L

WEIGHTS AND GROUND PRESSURE

Operating Weight and Ground Pressure

CAB
Including 2.10 m boom and 0.080 m³ bucket (ISO heaped).

Shoe type	Shoe width	Arm length	kg	kPa(kgf/cm ²)
Rubber shoe	300 mm	1.30 m	2 720 *	25.9 (0.26)

*Operating weight with fully serviced, +80 kg operator ISO 6016.

4-PILLAR CANOPY

Including 2.10 m boom and 0.080 m³ bucket (ISO heaped).

Shoe type	Shoe width	Arm length	kg	kPa(kgf/cm ²)
Rubber shoe	300 mm	1.30 m	2 570 *	25.9 (0.26)

*Operating weight with fully serviced, +80 kg operator ISO 6016.

SPECIFICATIONS

BUCKET AND ARM DIGGING FORCE

Arm length	1.30 m
Bucket digging force ISO	22.3 kN (2 270 kgf)
Bucket digging force SAE : PCSA	18.0 kN (1 830 kgf)
Arm crowd force ISO	14.5 kN (1 480 kgf)
Arm crowd force SAE : PCSA	13.6 kN (1 390 kgf)

BACKHOE ATTACHMENTS

Boom and arms are of welded, box-section design. A 2.10 m boom and 1.30 m arm are available.

Buckets

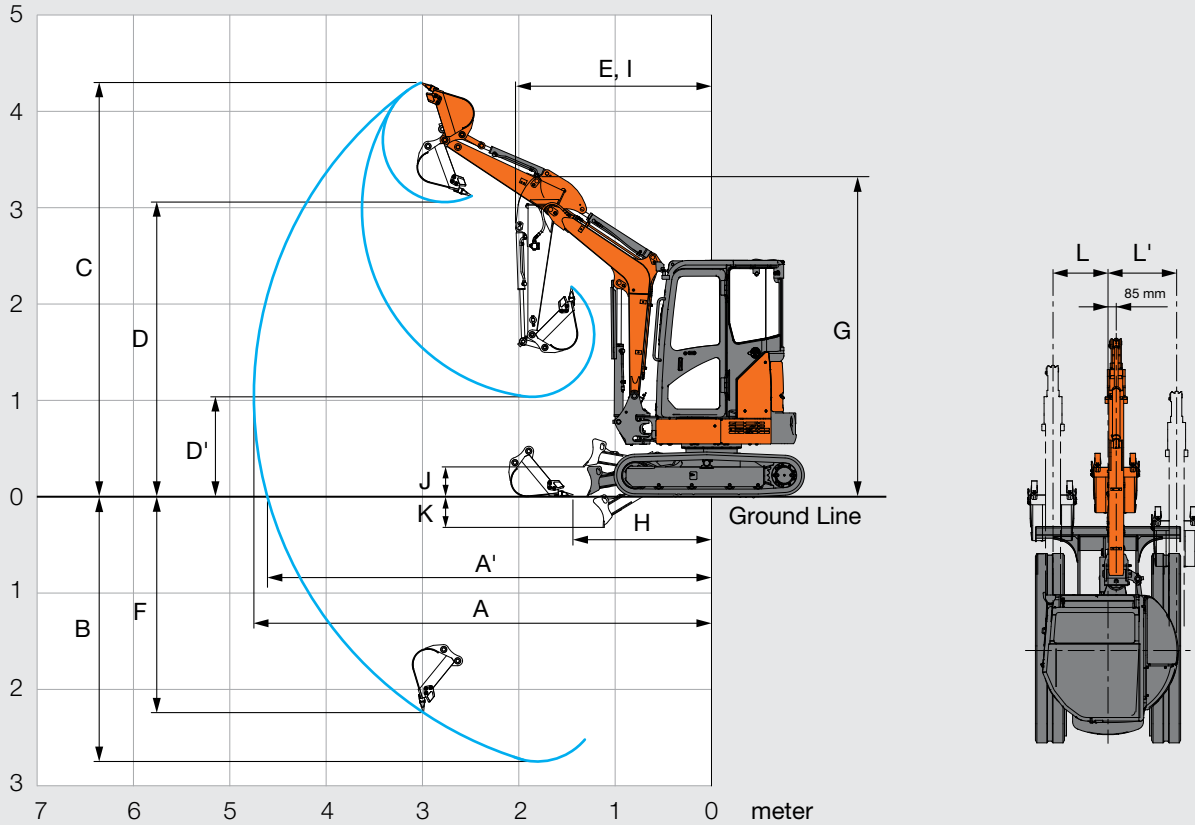
Capacity	Width		No. of teeth	Weight	Recommendation
	Without side cutters	With side cutters			Arm 1.30 m
0.070 m ³	400 mm	450 mm	3	61.0 kg	○
0.080 m ³	450 mm	500 mm	3	64.0 kg	○

○ Suitable for materials with density of 2 000 kg/m³ or less

SPECIFICATIONS

WORKING RANGES

meter



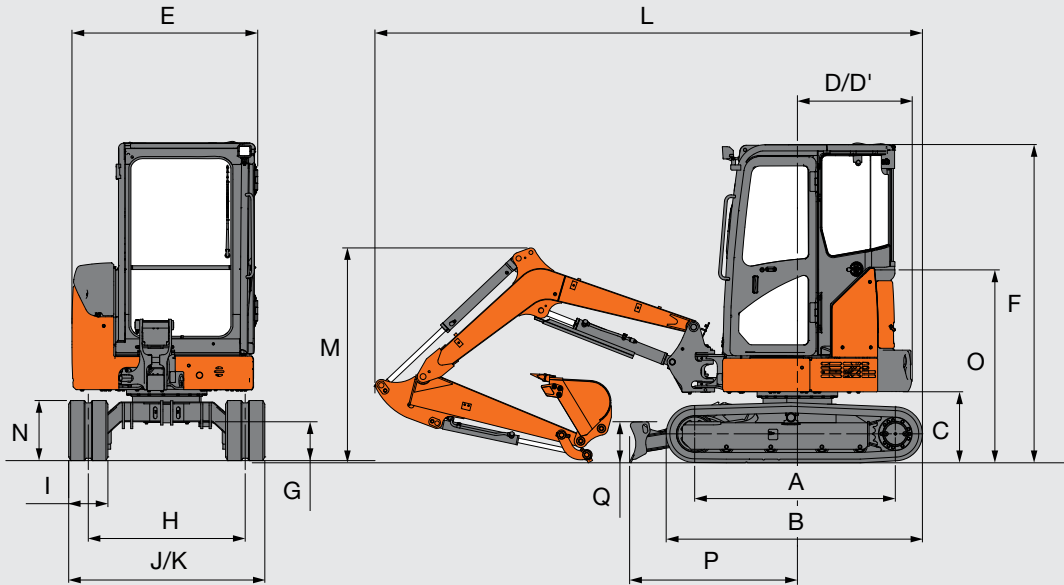
This illustration shows with 1.30 m arm, 0.080 m³ bucket and 300 mm rubber shoes.

Unit: mm

	ZAXIS 26U	
	1.30 m arm	
	Cab	4-Pillar Canopy
A Max. digging reach	4 710	
A' Max. digging reach (on ground)	4 570	
B Max. digging depth	2 730	
C Max. cutting height	4 260	4 450
D Max. dumping height	3 030	3 200
D' Min. dumping height	1 030	1 120
E Min. swing radius	2 020	1 940
F Max. vertical wall digging depth	2 220	
G Front height at Min. swing radius	3 290	3 380
H Min. level crowding distance	1 430	
I Working radius at Min. swing radius (Max. boom-swing angle)	1 320	1 270
J Blade bottom highest position above ground	320	
K Blade bottom lowest position above ground	315	
L/L' Offset distance	555 / 700	
Max. boom-swing angle (deg.)	70 / 60	

LIFTING CAPACITIES

DIMENSIONS



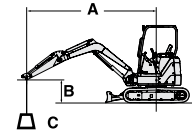
This illustration shows with 1.30 m arm, 0.080 m³ bucket and 300 mm rubber shoes.

Unit: mm

	ZAXIS 26U	
	Cab	4-Pillar Canopy
A Distance between tumblers		1 530
B Undercarriage length		1 960
C Counterweight clearance		540
D Rear-end swing radius		870
D' Rear-end length		870
E Overall width of upperstructure	1 420	1 390
F Overall height of cab		2 430
G Min. ground clearance		300
H Track gauge		1 200
I Track shoe width		300
J Undercarriage (Blade) width		1 500
K Overall width		1 500
L Overall length		4 100
M Overall height of boom		1 640
N Track height		465
O Engine cover-height	1 470	1 490
P Horizontal distance to blade		1 280
Q Blade height		320

LIFTING CAPACITIES

- Notes: 1. Ratings are based on ISO 10567.
 2. Lifting capacity does not exceed 75% of tipping load with the machine on firm, level ground or 87% full hydraulic capacity.
 3. The load point is the center-line of the bucket pivot mounting pin on the arm.
 4. *Indicates load limited by hydraulic capacity.
 5. 0 m = Ground.



A: Load radius
 B: Load point height
 C: Lifting capacity

For lifting capacities, subtract bucket and quick hitch weight from lifting capacities without bucket.

ZX26U-5A CAB Version, Blade above Ground

Rating over-front Rating over-side or 360 degrees Unit: 1 000 kg

Conditions	Load point height m	Load radius								At max. reach		
		1.0 m		2.0 m		3.0 m		4.0 m				meter
Boom 2.10 m	2					0.56	0.41			0.35	0.26	3.93
Arm 1.30 m	1					0.52	0.38	0.33	0.24	0.33	0.24	4.07
Counterweight 150 kg	0 (Ground)			0.93	0.64	0.50	0.36			0.34	0.25	3.90
Rubber shoe 300 mm	-1	*1.68	*1.68	0.94	0.65	0.50	0.36			0.43	0.31	3.35
	-2			*0.88	0.69					*0.88	0.69	2.01

ZX26U-5A CAB Version, Blade on Ground

Rating over-front Rating over-side or 360 degrees Unit: 1 000 kg

Conditions	Load point height m	Load radius								At max. reach		
		1.0 m		2.0 m		3.0 m		4.0 m				meter
Boom 2.10 m	2					*0.75	0.41			*0.59	0.26	3.93
Arm 1.30 m	1					*1.01	0.38	0.76	0.24	*0.63	0.24	4.07
Counterweight 150 kg	0 (Ground)			*1.81	0.64	*1.18	0.36			*0.77	0.25	3.90
Rubber shoe 300 mm	-1	*1.68	*1.68	*1.94	0.65	*1.09	0.36			*0.89	0.31	3.35
	-2			*0.88	0.69					*0.88	0.69	2.01

ZX26U-5A 4-Pillar Canopy Version, Blade above Ground

Rating over-front Rating over-side or 360 degrees Unit: 1 000 kg

Conditions	Load point height m	Load radius								At max. reach		
		1.0 m		2.0 m		3.0 m		4.0 m				meter
Boom 2.10 m	2					0.54	0.40			0.35	0.25	3.93
Arm 1.30 m	1					0.51	0.37	0.33	0.24	0.32	0.23	4.07
Counterweight 240 kg	0 (Ground)			0.91	0.62	0.48	0.35			0.33	0.24	3.90
Rubber shoe 300 mm	-1	*1.68	*1.68	0.92	0.63	0.48	0.35			0.41	0.30	3.35
	-2			*0.88	0.68					*0.88	0.67	2.01

ZX26U-5A 4-Pillar Canopy Version, Blade on Ground

Rating over-front Rating over-side or 360 degrees Unit: 1 000 kg

Conditions	Load point height m	Load radius								At max. reach		
		1.0 m		2.0 m		3.0 m		4.0 m				meter
Boom 2.10 m	2					*0.75	0.40			*0.59	0.25	3.93
Arm 1.30 m	1					*1.01	0.37	0.74	0.24	*0.63	0.23	4.07
Counterweight 240 kg	0 (Ground)			*1.81	0.62	*1.18	0.35			*0.77	0.24	3.90
Rubber shoe 300 mm	-1	*1.68	*1.68	*1.94	0.63	*1.09	0.35			*0.89	0.30	3.35
	-2			*0.88	0.68					*0.88	0.67	2.01

EQUIPMENT

● Standard equipment ○ Optional equipment

ENGINE

Cartridge-type engine oil filter	●
Fuel main filter	●
Radiator reserve tank	●
Water-separator for engine fuel	●

HYDRAULIC SYSTEM

Full-flow filter	●
Hydraulic pilot type control levers	●
Pilot control shut-off lever with neutral engine start system	●
Pilot filter	●
Suction filter	●
Swing parking brake	●
Travel parking brake	●
Two-speed travel system	●
Valve for extra piping	●

CAB

AM/FM radio	●
Anti-slip plate	●
Arm rests	●
Defroster	●
Drink holder	●
Electric horn	●
Floor mat	●
Heater	●
ROPS/OPG cab	●
Seat belt	●
Spare power supply	●
Suspension seat	●
Window washer	●
Wiper	●

4-PILLAR CANOPY

Anti-slip plate	●
Arm rests	●
Drink holder	●
Electric horn	●
Floor mat	●
ROPS/OPG canopy	●
Seat belt	●
Spare power supply	●
Suspension seat	●

UPPER STRUCTURE

Auxiliary function lever (AFL)	○
Auxiliary overload relief valve	○
Counterweight (cab) 150 kg	●
Counterweight (4-pillar canopy) 240 kg	●
Pilot accumulator	○

UNDERCARRIAGE

Rubber shoe 300 mm	●
--------------------	---

FRONT ATTACHMENTS

Arm 1.30 m	●
Boom 2.10 m	●
Extra piping	●
HN bushing	●

MISCELLANEOUS

Theft deterrent system*	○
-------------------------	---

Standard and optional equipment may vary by country, so please consult your Hitachi dealer for details.
 * Hitachi Construction Machinery cannot be held liable for theft, any system will just minimize the risk of theft.



Built on the foundation of superb technological capabilities, Hitachi Construction Machinery is committed to providing leading-edge solutions and services to contribute as a reliable partner to the business of customers worldwide.

Hitachi Environmental Vision 2025

The Hitachi Group released the Environmental Vision 2025 to curb annual carbon dioxide emissions. The Group is committed to global production while reducing environmental impact in life cycles of all products, and realizing a sustainable society by tackling three goals — prevention of global warming, recycling of resources, and enhancement of ecosystem.

Reducing Environmental Impact by New ZAXIS

Hitachi makes a green way to cut carbon emissions for global warming prevention according to LCA*. New ZAXIS utilizes lots of technological advances, including the new ECO mode, and Isochronous Control. Hitachi has long been committed to recycling of components, such as aluminum parts in radiators and oil cooler. Resin parts are marked for recycling.

*Life Cycle Assessment – ISO 14040

Prior to operating this machine, including communication system, in a country other than a country of its intended use, it may be necessary to make modifications to it so that it complies with the local regulatory standards (including safety standards) and legal requirements of that particular country. Please do not export or operate this machine outside the country of its intended use until such compliance has been confirmed. Please contact your Hitachi dealer in case of questions about compliance. These specifications are subject to change without notice.

Illustrations and photos show the standard models, and may or may not include optional equipment, accessories, customer installed and modified parts, optional parts and all standard equipment with some differences in color and features. Before use, read and understand the Operator's Manual for proper operation.

KS-EN290EU